

FS-C6-LITE-2.0-S



AI-powered road-facing dashcam

This AI-powered driving recorder reduces accidents, enhances fleet efficiency with real-time alerts, provides location tracking, video playback, and remote intercom, while being reliable, easy to install, user-friendly, and cost-effective.

KEY FEATURES



Wide-angle road-facing lens

Captures up to 1080P HD recording.



Up to 2 x 512GB dual Micro SD card storage

Ensures simultaneous storage of both main and sub-stream videos.



Support for up to 2-channel video recording

Expands monitoring capabilities with additional video channels.



Built-in Wi-Fi and 4G communication module

Seamlessly integrates with fleet management systems.



Compact design with optional OBD power supply

Easy to install without obstructing the driver's line of sight.



AES256 data encryption for secure storage

Protects video/audio data with the highest security standards.

▶ KEY BENEFITS:

✓ **AI-Powered Real-Time Alerts**

Instantly detects dangerous driving behaviors and provides alerts to prevent accidents before they happen.

✓ **Accurate Vehicle Location Tracking**

Real-time GPS tracking ensures you always know where your vehicles are, improving fleet visibility and control.

✓ **High-Quality Video Playback**

Seamless video playback for incident review and driver training, ensuring accountability and learning opportunities.

✓ **Remote Intercom Communication**

Enables instant, high-quality communication between fleet managers and drivers to resolve issues on the go.

✓ **Easy Installation, Simple Operation**





Designed for hassle-free installation with an optional OBD connector and intuitive operation, saving time and effort for fleet operators.

✓ **Cost-Effective and Reliable Solution**




Affordable pricing with dependable performance, delivering long-term value and operational efficiency for fleets.

▶ ADAS & DSM FUNCTIONS

ADAS FUNCTIONS

	
Lane Departure	Tailgating Detection
	
Forward Collision	Pedestrian Collision

DSM FUNCTIONS*

		
Driver Fatigue	Mobile Phone Usage	Smoking
		
Driver Distraction	No Driver Present	No Seat Belt Detection

**When used with DSM accessory camera*

SPECIFICATIONS TABLE

Full Specifications:





Feature	Specification
System	Embedded Linux
Language Options	Chinese, English, Spanish, Portuguese, French, Russian, Japanese (default: English). <i>Languages include interface language and voice prompts. TTS supports only Chinese and English.</i>
Video/Audio Recording	2 video channels (default 1), 1 audio channel
Max. Capability (with 2-channel AI)	2 AI channels: 1080P @ 25fps (ADAS) + 720P @ 20fps (DMS) 1 AI channel: 1080P @ 25fps (ADAS) + 1080P @ 20fps Recommended Configuration (1080P @ 20fps + 1080P @ 15fps)
Video Encoding	H.264/H.265 optional (default: H.265)
Audio Compression Standard	ADPCM/G.711/G.726 optional (default: ADPCM)
CBR/VBR	VBR/CBR optional (default: VBR)
Audio	Built-in MIC
Speaker	Built-in speaker, 3 W power, sound level not less than 70 dB at 3.28 ft (1 m) distance, adjustable volume



Road-Facing Lens:

Feature	Specification
Sensor Type	1/2.9" 2MP CMOS sensor
Shutter Speed	1/30 s-1/100000 s
Lens	4 mm focal length HFOV: 89°; VFOV: 46°; DFOV: 106°; Tolerance: ±5°

Minimum Illuminance	Color: 0.05Lux/F1.2
Lens Interface Type	Built-in lens
Wide Dynamic Range (WDR)	Digital WDR
Backlight Compensation	Supported
Signal-to-Noise Ratio (S/N)	≥48 db

LED Indicator Status:

Feature	Specification
Power Status Light 	Off/Green Off: The device is not powered on Steady green: The device is powered normally
Alarm Indicator Light 	Off/Red Off: The device has not generated an alarm Red Light Flashes Three Times: The device has generated an alarm
GPS Indicator Light 	Off/Red Off: The device GPS positioning function is normal Steady red: The device GPS positioning function is abnormal (not positioned, module not connected, or module damaged) Flashing red (once per second): The device GPS quality is poor
Network Status Light 	Off/Red Off: Indicates the device is connected to the server normally Steady red: Indicates the device connection to the server is abnormal Flashing red (once per second): Indicates the device has entered flight mode

<p>Wi-Fi Status Light</p> 	<p>Off/Red/Green</p> <p>Off: The device is in Disable or Client mode</p> <p>Steady green: The device is in AP mode</p> <p>Steady red: The device Wi-Fi is abnormal</p>
<p>Recording Status Light</p> 	<p>Off/Red/Green</p> <p>Off: The built-in camera or extended camera recording status is normal</p> <p>Steady red: The built-in camera or extended camera recording has stopped (including privacy mode) or has a fault</p> <p><i>Recording enable (main stream, sub-stream) is turned on, and it will alert if no recording is detected. Recording enable (main stream, sub-stream) is turned off and considered normal recording status</i></p>

Storage:

Feature	Specification
<p>Micro SD Card</p>	<p>x 2 Micro SD card, (SDXC 32GB/64GB/128GB/256GB/512GB)</p> <p>Read/write rate: Class 10 or above is recommended</p>

Sensor:

Feature	Specification
<p>Six-axis Sensor</p>	<p>Harsh acceleration, harsh deceleration, harsh cornering, and collision detection</p>
<p>Ambient Light</p>	<p>Supports day-night switching for the cockpit camera</p>

Port:

Feature	Specification
<p>RS232</p>	<p>1-channel. Supports RS232 or CAN, one of the two options, default: RS232</p>
<p>I/O Port</p>	<p>2-channel inputs, 1 output</p>

CAN	<p>1-channel (supports standard J1939 protocol)</p> <p>Warning: Since vehicle manufacturers may customize some data fields, the actual data available is subject to practical testing. If the required data is not supported, a protocol can be provided for integration development.</p> <p>Supports RS232 or CAN, one of the two options, default: RS232</p>
USB	<p>1 channel, mini USB interface</p>
Button	<p>1 button</p> <p>Press twice within 2 seconds to switch Wi-Fi to AP mode</p> <p><i>For other button functions, refer to the product user manual</i></p>

Network:

Feature	Specification
Wi-Fi	<p>Support 2.4G (IEEE Std.802.11a/IEEE Std.802.11b/ IEEE Std.802.11g /IEEE Std.802.11n)</p>
4G	<p>Plug-in SIM card (Nano SIM card)</p> <ul style="list-style-type: none"> For North America: LTE FDD: B2/B4/B5/B12/B13/B14/B66/B71 WCDMA: B2/B4/B5 For Europe and Asia: LTE FDD: B1/B3/B7/B8/B20/B28A WCDMA: B1/B8 GSM: B3/B8 For Latin America: LTE FDD: B1/B2/B3/B4/B5/B7/B8/B28 LTE TDD: B40 WCDMA: B1/B2/B5/B8 GSM: B2/B3/B5/B8

Warning: The industrial SIM card (MP2) is required, and the ordinary SIM card (MPI) is prohibited. We are not responsible for any problem caused by the use of any ordinary SIM card.

Positioning:

Feature	Specification
GNSS	Supported GPS L1 1575.42MHz GALILEO E1B/C1 GLONASS L1OF 1602MHz SBAS: WAAS, EGNOS, MSAS, GAGAN

Power Related:

Feature	Specification
Power Supply	12V and 24V vehicles (self-adaptive)
Power Consumption	<ul style="list-style-type: none"> • Device standby: 13.5V @ 4mA, 27V @ 2mA • Device sleep (only 4G, GPS, MCU powered): 13.5V @ 27mA, 27V @ 13mA Typical power consumption (dual SD card installed, SIM card installed and dialing): approximately 7W • Full load power consumption (dual SD card installed, SIM card installed and dialing, Wi-Fi on, infrared light on): approximately 11W <i>All data are tested under specific laboratory conditions and may vary due to individual product differences, usage environments, and testing methods</i>

Environment:

Feature	Specification
Operating Temperature	-40°C ~ +70°C (-40°F ~ +158°F)
Storage Temperature	-40°C ~ +85°C (-40°F ~ +185°F)
Operating Humidity	15~95% non-condensing
Storage Humidity	15~95% non-condensing

Protection Level	IP30 *The main unit is not waterproof
-------------------------	--

Dimensions and Weight:

Feature	Specification
Dimensions L×W×H	Dashcam: 4.59" × 2.67" × 3.12" (116.5 mm x 67.8 mm x 79.2 mm)
Weight	Net weight (device only): 0.598 lbs (271 g) Gross weight (including accessories and package): 1.268 lbs (575 g) Deviation: 0.022 lbs (±10 g)

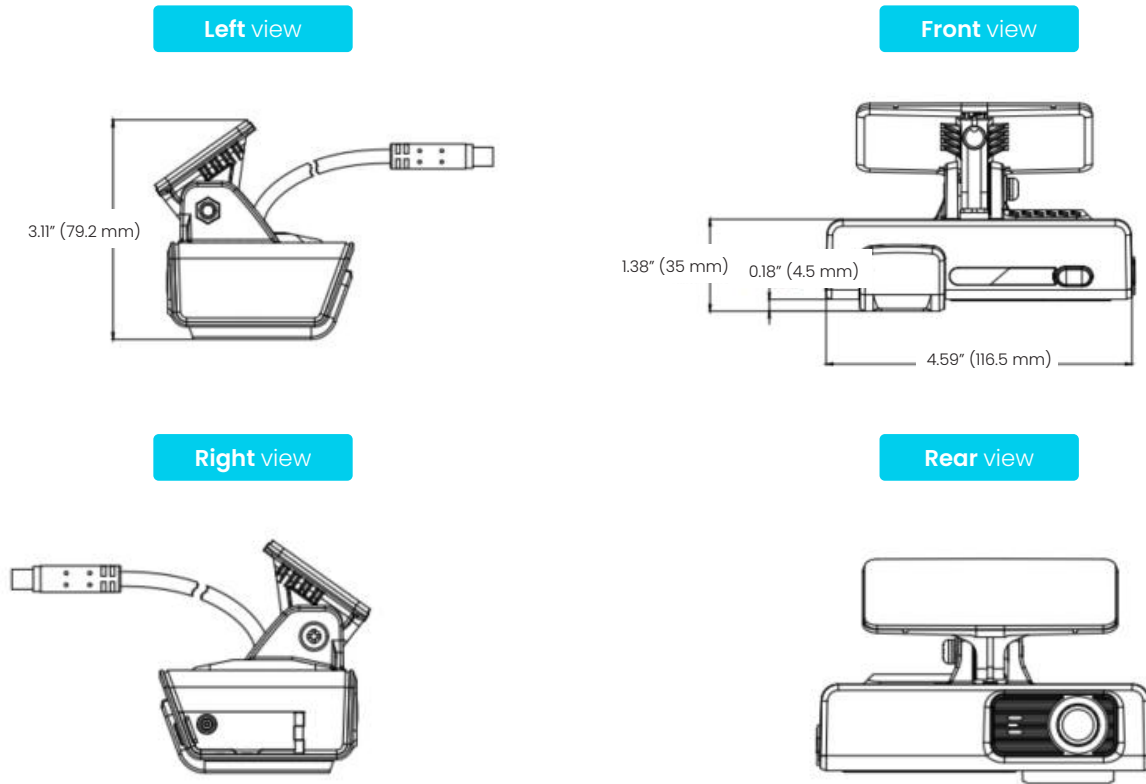
Note: The actual dimensions and weight may vary with the individual product differences, manufacturing processes, and testing methods.

▶ PACKAGING CONTENTS

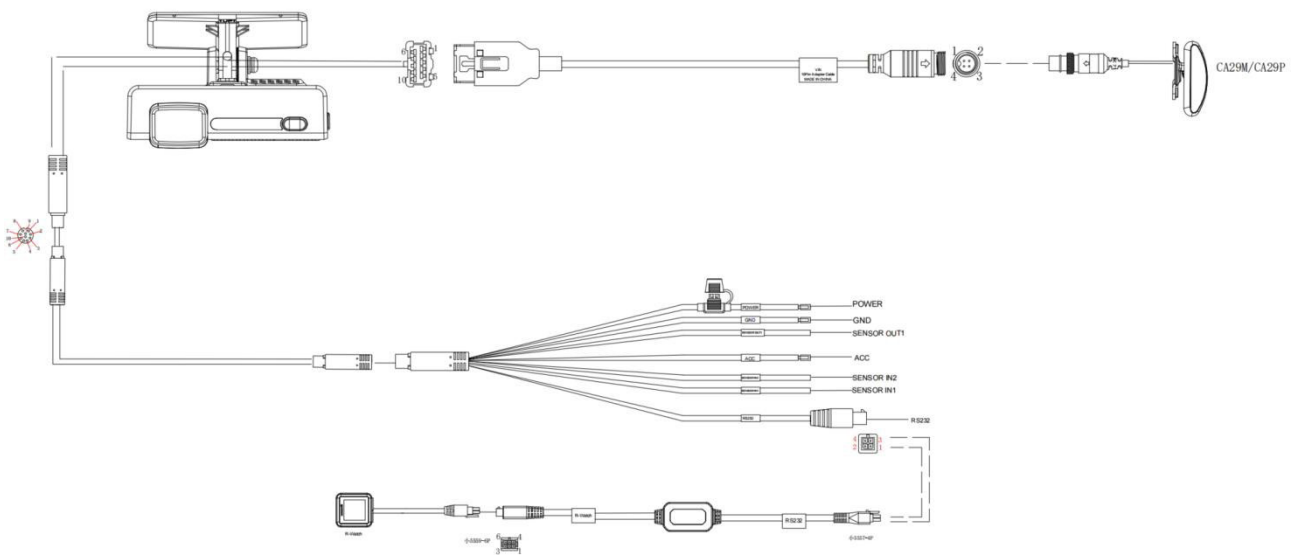
- ✓ **FS-C6-LITE-2.0-S Dashcam** ×1
- ✓ **Standard Power Cable** ×1
- ✓ **Allen Key** ×1
- ✓ **Mounting Bracket** ×1
- ✓ **Bracket Bolt** ×1
- ✓ **Removal Tool** ×1
- ✓ **Alcohol Cleaning Wipe** ×1

Note: The configuration may vary by region.

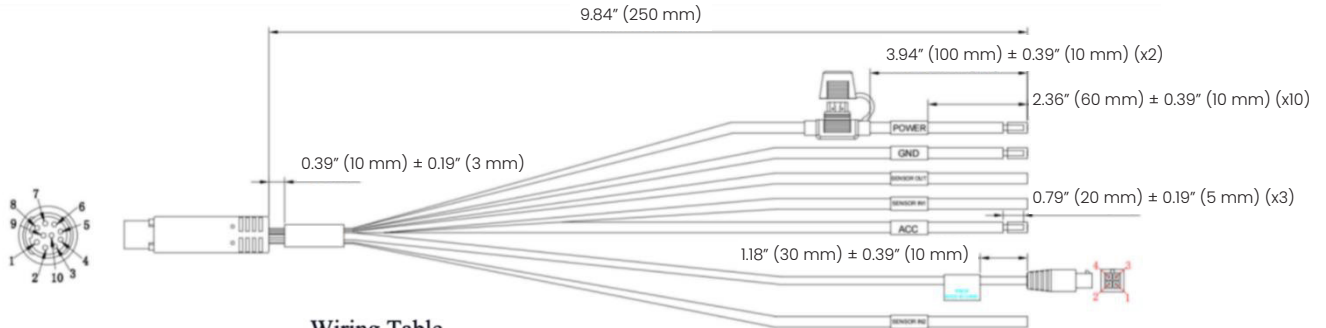
▶ **PRODUCT DIMENSIONS**



▶ **ACC POWER CONNECTION SYSTEM DIAGRAM**



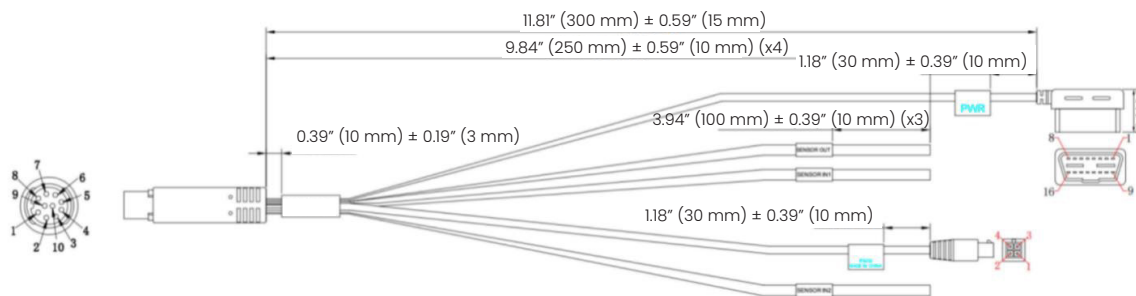
ACC CONNECTION WIRE INTERFACE DEFINITION



Wiring Table

Half Stripped	ACC	Suspension wire	10P BMW male port
SENSOR OUT	Blue wire	Orange wire	1 0.35 mm ²
SENSOR IN2	Green-yellow wire	Blue wire	2 0.35 mm ²
SENSOR IN1	Grey wire	Green-yellow wire	5 0.35 mm ²
Half Stripped	POWER	Red wire	6 0.35 mm ²
Half Stripped	GND	Black wire	10 0.5 mm ²
		Black wire	9 0.5 mm ²
		Small 5559-4P	10P BMW male port
		Black wire	4 9 GND
		Red wire	1 3 +12V
		White wire	2 7 RX (L)
		Yellow wire	3 8 TX (H)

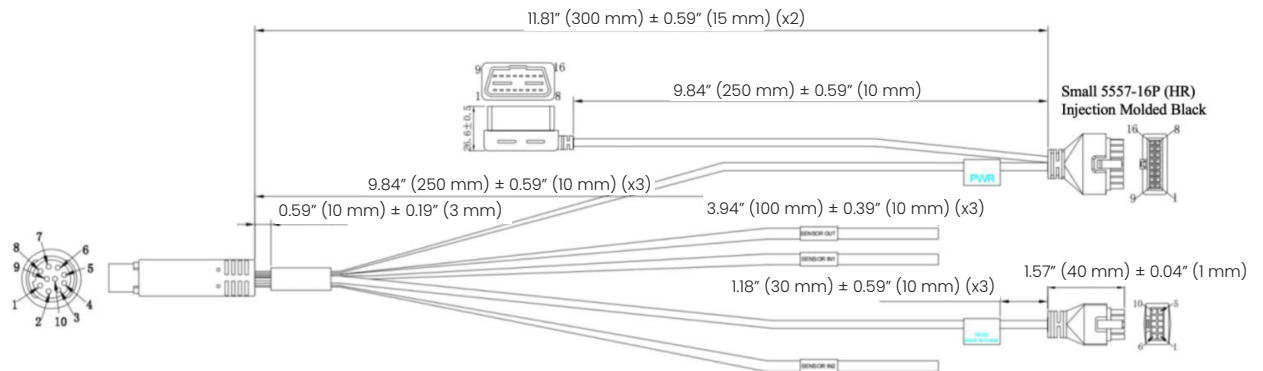
OBD CONNECTION WIRE INTERFACE DEFINITION



Wiring Table

		Suspension wire	10P BMW male port
SENSOR OUT	Blue wire	Blue wire	2 0.35 mm ²
SENSOR IN2	Green-yellow wire	Green-yellow wire	5 0.35 mm ²
SENSOR IN1	Grey wire	Grey wire	6 0.35 mm ²
		16P OBD plug	10P BMW male port
POWER	Red wire	Red wire	16 ^{3A self-resetting fuse} 10
GND	Black wire	Black wire	4+5 9+4
		Small 5559-4P	10P BMW male port
		Black wire	4 9 GND
		Red wire	1 3 +12V
		White wire	2 7 RX (L)
		Yellow wire	3 8 TX (H)

PBP CONNECTION WIRE INTERFACE DEFINITION



Wiring Table

Component	Wire Color	Quantity	Wire Gauge	Destination
Suspension wire	Blue wire	2	0.35mm ²	10P BMW male plug
SENSOR OUT	Green-yellow wire	5	0.35mm ²	10P BMW male plug
SENSOR IN2	Grey wire	6	0.35mm ²	10P BMW male plug
SNESOR IN1	Red wire	16	3A self-resetting fuse	16P OBD plug
POWER	Black wire	4+5	9+4	16P OBD plug
GND	Black wire	7	9	GND
	Red wire	8	7	RX (L)
	Yellow wire	9	8	TX (H)

Wiring Table

Small 5557-16P	16P OBDII male plug	
J1850 bus	Orange wire 1	2
CAN1-H	Yellow wire 2	3
CAN0-H	Blue wire 3	6
L-LINE	Green wire 4	15
J1708 bus	Brown wire 5	12
GND	Black wire 7+8	4 22AWG
J1850 bus	Orange-white wire 9	10
CAN1-L	White wire 10	11
CAN0-L	Blue-white wire 11	14
J1708 bus	Brown-white wire 12	13
K-LINE	Green-white wire 13	7
12V	Red wire 15	5A self-resetting fuse 16 22AWG
GND	Black wire 16	5 22AWG

AUDIO/VIDEO EXTENSION WIRE INTERFACE DEFINITION



Wiring Table

Great Wall 10P male plug	RS765-4 Aviation male plug VIN
8	4 (VIN) Yellow wire
3	2 (GND) Black wire + shielding
10	1 (+12V) Red wire
Jacket	Jacket Shielding

SPECIAL INSTRUCTIONS

Professional installation is required to prevent risks like electric shock, wiring damage, AI issues, or detachment, and avoid touching sun-exposed surfaces as temperatures can exceed 60°C.